



Chapel Street | | Addingham | LS29 0PQ

£275,000

**TW** | **TRANMER  
WHITE**  
Trusted Estate Agents

7 Chapel Street |  
Addingham | LS29 0PQ  
£275,000

A character stone built mid terrace cottage situated in the sought after village of Addingham. The property offers well proportioned rooms and is laid out over three floors. The accommodation in brief comprises an entrance hall, cosy sitting room, spacious dining area with open plan kitchen area off and a door leading into the rear garden area. To the first floor there are two bedrooms and a bathroom and to the second floor there is an overall attic bedroom.

- Three bedrooms
- Stone mid terrace
- Village location
- Council tax D
- Cosy sitting room
- Spacious open plan dining kitchen area
- No chain
- Open outlook to the rear

#### Entrance hall

A solid wood entrance door with stained glass window leads into the hallway, with space for coat hooks and coving to the ceiling.

#### Sitting Room

11'0 x 10'9 (3.35m x 3.28m)

With a wooden framed sash window to the front elevation, cast iron fireplace with an open grate and tiled hearth.

#### Dining Room

14'7 x 12'6 (4.45m x 3.81m)

A lovely spacious room with coving to the ceiling and a picture rail, Parquet effect flooring and a wooden double glazed window to the rear elevation. Feature fireplace with a wood burning stove inset.



A character stone built mid terrace cottage situated in the sought after village of Addingham. The property offers well proportioned rooms and is laid out over three floors.



### Open plan to Kitchen

7'10 x 7'2 (2.39m x 2.18m)

Having a range of Pine wall and base units with co-ordinating work tops, tiling to the splash areas, stainless steel one and a half bowl sink unit, eye level electric oven, ceramic hob and an extractor fan over. A tiled floor. A Upvc window and door to the rear elevation.

### Stairs to the first floor

#### Landing

Landing area with coving to the ceiling.

#### Bedroom One

14'6 x 10'11 (4.42m x 3.33m)

A wooden framed window to the front elevation. Walk in wardrobe with a vanity sink unit and clothes rail. Coving to the ceiling and a dado rail.

#### Bedroom Two

10'2 x 7'10 (3.10m x 2.39m)

A Upvc window to the rear elevation with an open outlook and views towards Ilkley Moor. Coving to the ceiling.

#### Bathroom

7'1 x 6'6 (2.16m x 1.98m)

A white suite comprising a bath with Mira shower over, pedestal wash basin, WC and tiling to half wall level. A useful cupboard housing the boiler, vinyl tiled effect flooring and a Upvc window to the rear elevation.

### Stairs to the Second floor

#### Bedroom Three

17'0 x 13'7 (5.18m x 4.14m)

A well proportioned room with a Velux window to the ceiling and eaves storage. This room could be further increased by the addition of a Dormer window subject to the relevant planning permission.

#### Outside

There is a low maintenance frontage with wrought iron fencing. To the rear of the property there is a pleasant enclosed courtyard garden bound by a stone wall. Outside tap.

#### Please Note

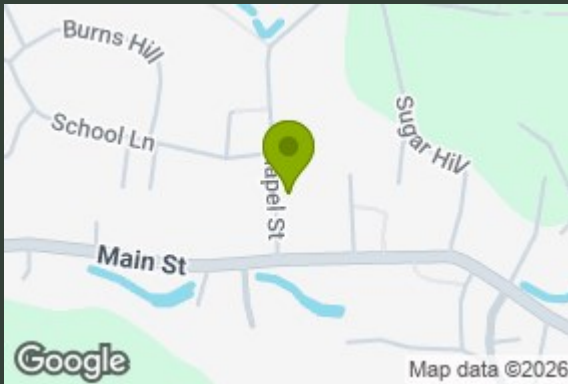
The extent of the property and its boundaries are subject to verification by inspection of the title deeds. The measurements in these particulars are approximate and have been provided for guidance purposes only. The fixtures, fittings and appliances have not been tested and therefore no guarantee can be given that they are in working order. The internal photographs used in these particulars are reproduced for general information and it cannot be inferred that any item is included in the sale.

#### Mobile Signal/Coverage

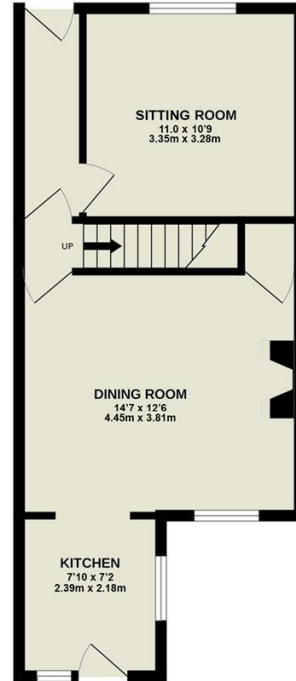
The mobile signal/coverage in this area can be verified via the following link:  
<https://checker.ofcom.org.uk/en-gb/mobile-coverage>

#### MONEY LAUNDERING, TERRORIST FINANCING AND TRANSFER OF FUNDS REGULATIONS 2017

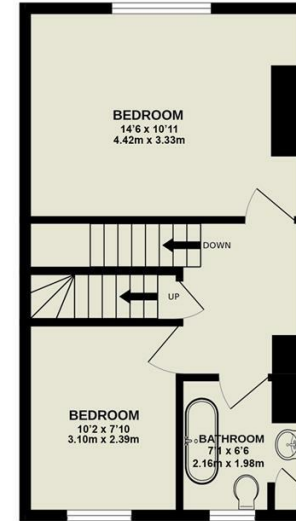
Money Laundering Regulations (Introduced June 2017). To enable us to comply with the expanded Money Laundering Regulations we are required to obtain identification from prospective buyers once a price and terms have been agreed on a purchase. Please note the property will not be marked as sold subject to contract until the appropriate identification has been provided.



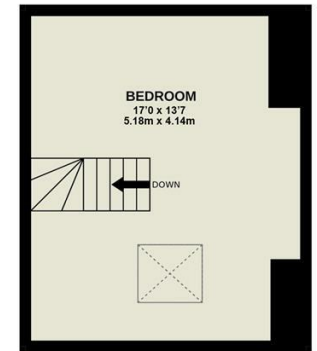
GROUND FLOOR  
423 sq. ft. (39.3 sq. m.) approx.



FIRST FLOOR  
357 sq. ft. (33.2 sq. m.) approx.

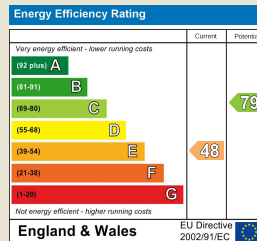


SECOND FLOOR  
231 sq. ft. (21.5 sq. m.) approx.



TOTAL FLOOR AREA : 1012 sq. ft. (94.0 sq. m.) approx.

Whilst every attempt has been made to ensure the accuracy of the floorplan contained here, measurements of doors, windows, rooms and any other items are approximate and no responsibility is taken for any error, omission or mis-statement. This plan is for illustrative purposes only and should be used as such by any prospective purchaser. The services, systems and appliances shown have not been tested and no guarantee as to their operability or efficiency can be given.  
Made with Metroplex ©2024



139 Bolling Road  
Ben Rhydding  
Ilkley  
West Yorkshire  
LS29 8PN  
01943 661141

ilkley@tranmerwhite.co.uk  
https://www.tranmerwhite.co.uk/